



arrowmetal

BRASS
Architectural
Woven Wire Mesh

Moorebank Sports Club

Arrow Metal supplied brass mesh profiles **WOB-4716** and **WOB-9516D** for Moorebank Sports Club renovation, transforming its entrance, reception, and gaming desk with an elegant vintage touch.

Brass Interior Design:

A Bold New Trend

A warm golden hue combined with retro charm – is there anything as appealing for interiors than brass? This timeless tone has made a comeback. More aged than gold and warmer than silver, mix-and-match it with other materials such as marble and wood for glamorous drama and luxe living spaces.

Why use brass in interiors?

- Brass can oxidise or tarnish over time, giving it a distinct weathered look – just one of this material's charming characteristics
- Brass has excellent corrosive resistance
- Brass can be recycled an infinite number of times, which has significant environmental and economic advantages

Moorebank Sports Club, WOB-4716 and WOB-9516D

Brass Kitchen Cabinet, WOB-4716

Queen Victoria Building, Sydney, WOB-9516 and WOB-9516D

Queen Victoria Building

Brass wire mesh was a key element of the redevelopment of Sydney's historic QVB building. Arrow Metal provided two different profiles (**WOB-9516** and **WOB-9516D**) of architectural wire mesh in brass for the revamp of the shopping centre's elevators, in keeping with the building's Victorian décor.

Antique Finish Brass Wire Mesh


arrowmetal



Brass has always been popular in high-end interiors, but the antique look is now a go-to for everything from boutique hotels to everyday venues like pubs, clubs, and restaurants.


The unique finish is achieved through a specialised patination process, which gives the brass a naturally aged effect. Unlike painted or coated finishes, it retains an authentic aged brass texture that will develop even more over time, for on-trend interiors that never go out of style.

Antique Finish Brass Wire Mesh is sold in 915mm x 2000mm sheets




WOBANT-2009/2

Aperture 2.00mm
Wire diameter 0.90mm



WOBANT-3012/2

Aperture 3.00mm
Wire diameter 1.20mm




WOBANT-4716/2

Aperture 4.70mm
Wire diameter 1.60mm




WOBANT-9516/2

Aperture 9.50mm
Wire diameter 1.60mm



WOBANT-9516D/2

Aperture 9.50mm Double
Wire diameter 1.60mm



WOBANT-RIB6

Aperture 6.35mm x 6.35mm
3.20mm x 1.00mm flat wire

Product	Aperture, mm	Wire diameter, mm	Width, mm	Open Area
WOBANT-2009/2	2.00	0.90	915	47%
WOBANT-3012/2	3.00	1.20	915	51%
WOBANT-4716/2	4.70	1.60	915	56%
WOBANT-9516/2	9.50	1.60	915	73%
WOBANT-9516D/2	9.50 Double	1.60	915	61%
WOBANT-RIB6	6.35 x 6.35	3.20 x 1.00 flat wire	915	44%


Brass Woven Wire Mesh in-stock for immediate shipment

Architectural wire mesh typically refers to woven wire mesh. Woven wire mesh is a pliable mesh that is created by weaving longitudinal and transverse wires together to create tension. Because it can bend without breaking, woven wire mesh is ideal for balustrade, balconies, screening and ventilation. And because it can conform to any shape, woven wire mesh is also used for interior decoration and artistic uses.

Brass woven wire mesh is widely used in architecture and interiors for function and appearance.


Brass Woven Wire Mesh is sold in 1220mm x 2000mm sheets or 1220mm x 5000mm rolls.

WOB-RIB6 is sold in 1200mm x 2000mm sheets only.




WOB-2009

Aperture 2.00mm
Wire diameter 0.90mm



WOB-3012

Aperture 3.00mm
Wire diameter 1.20mm




WOB-4716

Aperture 4.70mm
Wire diameter 1.60mm




WOB-9516

Aperture 9.50mm
Wire diameter 1.60mm



WOB-9516D

Aperture 9.50mm Double
Wire diameter 1.60mm



WOB-RIB6

Aperture 6.35mm x 6.35mm
3.20mm x 1.00mm flat wire

Product	Aperture, mm	Wire diameter, mm	Width, mm	Open Area
WOB-2009	2.00	0.90	1220	47%
WOB-3012	3.00	1.20	1220	51%
WOB-4716	4.70	1.60	1220	56%
WOB-9516	9.50	1.60	1220	73%
WOB-9516D	9.50 Double	1.60	1220	61%
WOB-RIB6	6.35 x 6.35	3.20 x 1.00 flat wire	1200	44%



Glossary:

- **Aperture:** Aperture is the term used when specifying wire mesh and indicates the measurement between wires, or the size of the opening in the mesh.
- **Brass:** An alloy of copper and zinc, brass has a number of applications in the construction industry. It can be used exclusively for its stunning decorative look in buildings, in areas such as locks or door knobs where there is a low friction requirement.
- **Open area percentage:** The open area percentage tells you how much of the sheet is made up of holes, and how much is made up of metal. It is an essential consideration when understanding if a profile meets specific performance, design and strength needs.
- **Wire diameter:** Architectural mesh is available in different wire diameters, from the finest 0.9mm to the thickest 1.6mm.

Architectural Brass Wire Mesh: Ready to ship now

Arrow Metal has six different profiles of architectural brass wire mesh ready for dispatch to anywhere in Australia.

Talk to our expert team for profile advice or to place an order on **(02) 9748 2200**.

Send us an online enquiry at sales@arrowmetal.com.au



arrowmetal

Arrow Metal Pty Ltd

A 3 Carolyn St, Silverwater NSW 2128 Australia

P +61 2 9748 2200 | **F** +61 2 9748 2210

E sales@arrowmetal.com.au

www.arrowmetal.com.au

